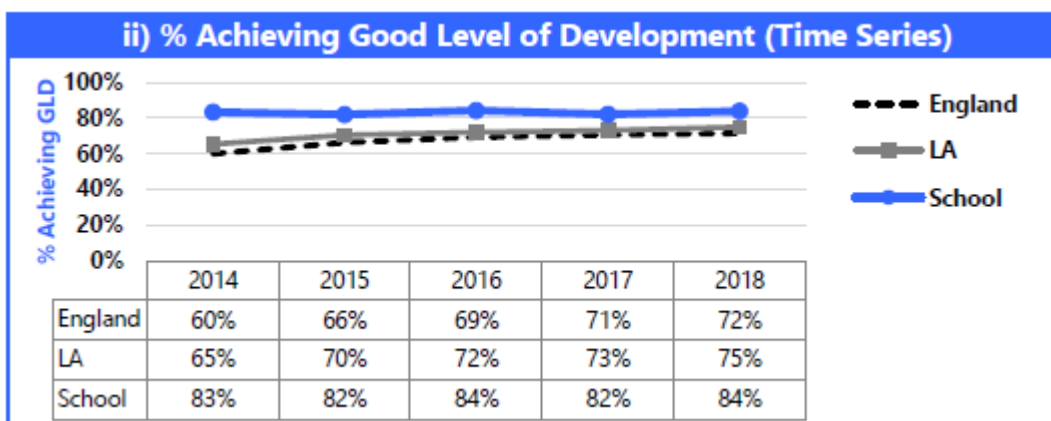




Dulwich Village C of E Infants School Attainment Data 2018

Early Years Foundation Stage (Reception):

84% of children achieved the GLD (good level of development) in Reception by the end of 2018, this is 12% above the national average. The GLD is defined as a pupil achieving the expected level or better in the first 12 aspects of the Early Years Foundation Stage profile (see table below).



Foundation Stage Profile (Reception) % achieving expected level or better in each aspect:

i) % Achieving Expected Level or Better in Each Aspect of Learning

Aspect	Code	Expected or Better						Exceeding		
		School (87 Pupils)		LA		England		School (87 Pupils)	LA	England
		2018	2017	2018	2017	2018	2017	2018	2018	
Good Level of Development CLL	Listening and attention	94%	91%	85%	84%	86%	86%	36%	22%	23%
	Understanding	98%	98%	85%	84%	86%	86%	43%	23%	23%
	Speaking	95%	99%	85%	83%	86%	85%	44%	20%	20%
PD	Moving and handling	94%	91%	89%	89%	90%	90%	28%	18%	18%
	Health and self-care	98%	97%	91%	91%	91%	91%	31%	19%	20%
PSED	Self-confidence and self-awareness	95%	98%	88%	88%	89%	89%	29%	18%	18%
	Managing feelings and behaviour	97%	94%	87%	87%	88%	88%	29%	17%	16%
	Making relationships	98%	97%	89%	88%	90%	90%	26%	18%	16%
Lit	Reading	94%	89%	79%	78%	77%	77%	37%	20%	19%
	Writing	87%	83%	77%	75%	74%	73%	25%	13%	11%
Math	Numbers	92%	89%	82%	80%	80%	79%	29%	18%	16%
	Shape, space and measures	97%	92%	83%	81%	82%	82%	30%	17%	15%
UTW	People and communities	98%	99%	85%	84%	86%	86%	32%	15%	15%
	The world	98%	99%	85%	84%	86%	86%	25%	17%	16%
	Technology	99%	100%	95%	93%	93%	93%	21%	18%	19%
EAD	Exploring and using media and materials	95%	98%	89%	89%	89%	89%	25%	18%	17%
	Being imaginative	97%	98%	89%	88%	89%	88%	28%	17%	15%


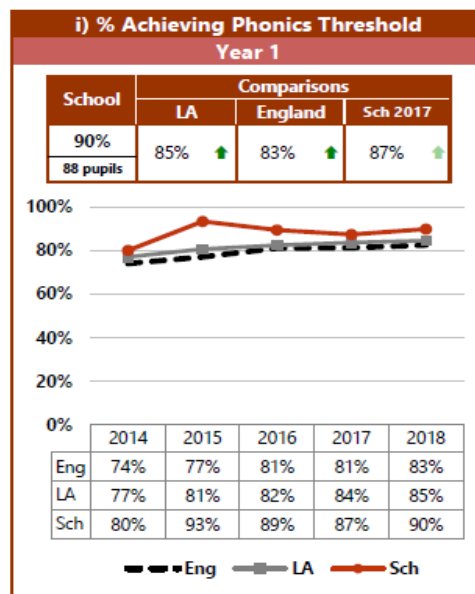
NB. The arrows compare your school to the LA and England averages for the current year. See the introduction for more details.

In all Aspects of Learning a higher percentage of children at DVIS are achieving the 'Expected' level and the 'Exceeding' level when compared with the average for the LA and Nationally.



Year 1 Phonics Screening Check 2018

In Year 1 children are required to take a phonics screening check. This is a short, simple assessment to make sure that all pupils have learned phonic decoding to an appropriate standard by the age of 6. Children who do not pass the check in Year 1 are required to try again at the end of Year 2. See below for results.



90% of year 1 children achieved the Phonics threshold which compares well to achievement in the Local Authority and Nationally.

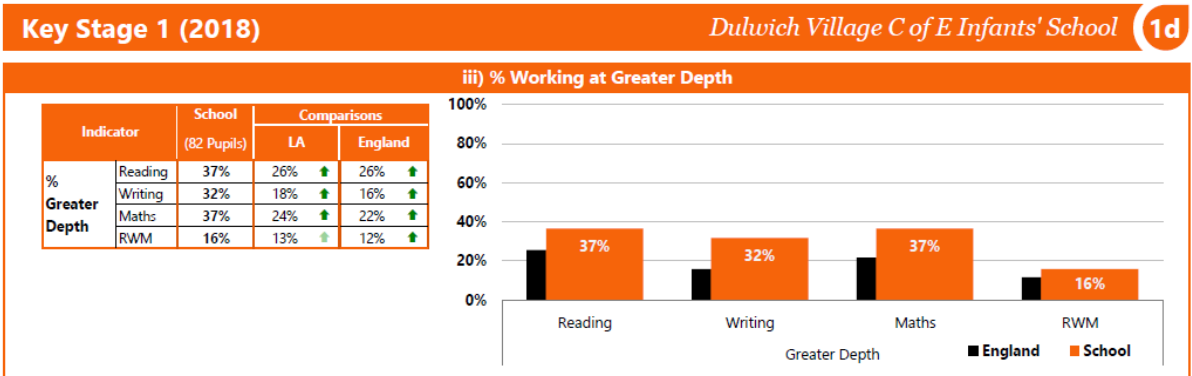
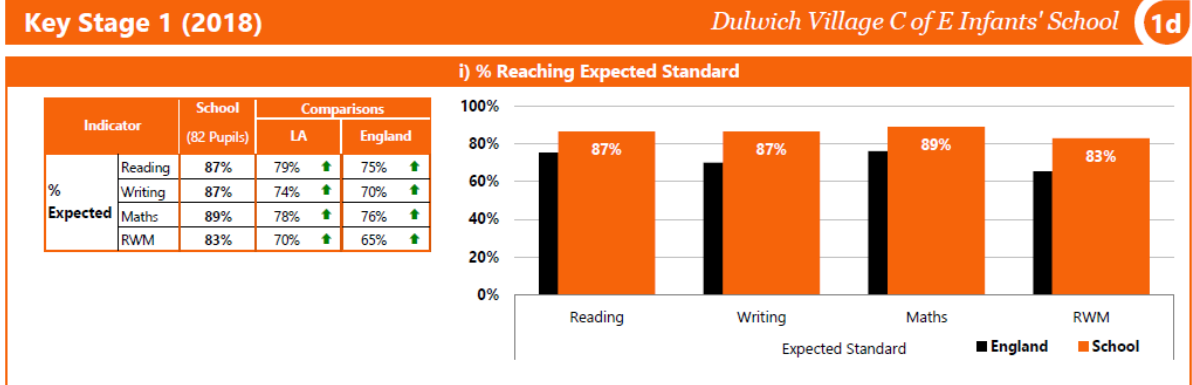
64% of children in Year 2 who retook the test in summer 2018 passed.



Year 2 Attainment

In the summer term of Year 2, teachers assessed every child against the performance descriptors in the Teacher Assessment Frameworks.

See below for our 2018 Year 2 attainment results.



Overall GLD (REC)

	DVIS GLD%	National GLD%	School above national by %
Summer 2013	80%	52%	29%
Summer 2014	83%	61%	22%
Summer 2015	82%	66%	16%
Summer 2016	84%	69%	15%
Summer 2017	82%	71%	11%
Summer 2018	84%	72%	12%



Phonic Screening Check (Y1)

	DVIS % Achieving Y1 Phonics Threshold	National % Achieving Y1 Phonics Threshold	School above national by %
2014	80%	74%	6%
2015	93%	77%	16%
2016	89%	81%	8%
2017	87%	81%	6%
2018	90%	83%	7%

Year 2 Assessment Results (2018)

% Working at the expected standard	DVIS Exp +	National Exp +	School above national by %
Reading	87%	75%	12%
Writing	87%	70%	17%
Maths	89%	76%	13%
Reading, Writing, Maths Combined	83%	65%	18%

% Working at greater depth	DVIS GD	National GD	School above national by %
Reading	37%	26%	11%
Writing	32%	16%	16%
Maths	37%	22%	15%
Reading, Writing, Maths Combined	16%	12%	4%